

# **“Easiest Way To Make \$100 Per Day Online!”**

**Ewen Chia**

## **ALL RIGHTS RESERVED**

No part of this product may be reproduced or transmitted in any form whatsoever, electronic, or mechanical, including photocopying, recording, or by any informational storage or retrieval system without expressed written, dated and signed permission from the author.

## **DISCLAIMER AND/OR LEGAL NOTICES**

The information presented herein represents the views of the author as of the date of publication. Because of the rate with which conditions change, the author reserves the rights to alter and update his opinions based on the new conditions.

This product is for informational purposes only and the author does not accept any responsibilities for any liabilities resulting from the use of this information.

While every attempt has been made to verify the information provided here, the author cannot assume any responsibility for errors, inaccuracies or omissions. Any slights of people or organizations are unintentional.

# About Ewen Chia



Striving to earn extra income, Ewen started learning the internet business in 1997. **For 5 full years, he worked on his internet business part-time, every single day from 11pm - 3am while still holding a full-time day job.**

He was extremely motivated to build a better life for his family and to clear credit card debts. After years of perseverance, learning and very little sleep, he started to make real money online and it hasn't stopped since.

**From his experience as a self-taught internet entrepreneur, Ewen decided to teach other people and companies how to use the internet to create wealth.**

He has created proven materials, both online and offline, to teach Internet entrepreneurship around the world in order to help people.

Ewen is so passionate about teaching the internet business because it can truly help you live a better life and achieve your dreams. Anyone who is willing to learn, put in effort and take positive action can change their life with the internet!



## "The World's #1 Super Affiliate"

Since starting as an early Internet business pioneer in 1997, Ewen has truly come a long way...

Today Ewen is one of the world's most famous and respected internet marketing "gurus".

He is often called upon for his ingenious marketing advice, especially in the areas of business integration, profit leverage, product creation and online branding.

He is also referred to as the "World's #1 Super Affiliate" and his name is synonymous with Affiliate Marketing, although that is not all he does.

Widely acknowledged as the "secret weapon" of many internet marketers, Ewen has the uncanny ability to trounce the competition and take on the **coveted #1 reseller spot** in almost every marketing rollout.

Ewen can guide and teach you how to become wealthy with the internet - if you want to. For example, a new internet business he set up generated **US\$100,000.00+ in less than 30 days**.

Fact is, many people following his teachings have been able to quit their day jobs and make their own income online!

## #1 International Best-Selling Author, Trainer & Speaker

Besides running his many internet businesses, Ewen is also a highly sought after international speaker. He has toured the world sharing his Internet business knowledge and helping thousands of people achieve financial freedom along the way.

He has spoken in events together with people like Robert Kiyosaki (Rich Dad, Poor Dad) and Anthony Robbins.

In November 2006 (Singapore), Ewen received the *first ever* World Internet Summit “World Internet Challenge” award for starting a new Internet business and generating **US\$80,000.00 in 3 days** from that very business - right in front of an amazed audience of 1,000+ participants!

## **Best Speaker: World Internet Summit 2007 (Australia)**

In March 2007 (Australia), Ewen was unanimously voted the Best Speaker out of 10 other international speakers by the audience at World Internet Summit for his breakthrough presentation and sincerity in helping people become successful with their own Internet business.

## **Best Speaker: World Internet Mega Summit (Singapore)**

Speaking in front of *almost 4,000* people, Ewen won praises for his teachings, motivational speech and convincing demonstration that completely captured the audience...so much so that he received a standing ovation and the best speaker award!

### **"How I Made My First Million On The Internet and How You Can Too!"**

Ewen launched his print book, ["How I Made My First Million On The Internet and How You Can Too"](#) in February 2009.

Within **3 hours** of launch, the book made internet marketing history by hitting the **#1 BESTSELLER LISTS** on both **Amazon** and **Barnes & Nobles** at the same time!



To find out more about Ewen Chia, please visit [InternetMarketer.com](http://InternetMarketer.com)

# **“Easiest Way To Make \$100 Per Day Online!”**

## **TABLE OF CONTENTS:**

**A. What is Affiliate Marketing?**

**B. What are CPA Offers?**

**The Setup**

**What You Will Need**

**Clickbank Setup**

**GoDaddy Setup**

**EzineArticles Setup**

**The Method**

**How To Optimize Your Articles Easily**

**The Alternative Method**

**Make Quick, Easy Cash From Your Sphere Of Influence**

**Niches**

**\$1,000 A Month?**

**Conclusion**

# INTRODUCTION

This guide is going to show you an extremely easy method to make money online, that a "newbie"; or even an intermediate - advanced internet marketer could implement to make an income online.

This method can be used to promote any type of product as an affiliate (from Clickbank, PayDotCom, CJ, LinkShare, Etc.) or any CPA (Cost-Per-Action) offer in virtually any niche market.

However, we are going to specifically concentrating on marketing informational products (ebooks) as an affiliate marketer. Specifically from the Clickbank.com marketplace or the PayDotCom marketplace which are very similar.

**The name of the game is to find a market that has a high demand, and fill that demand.**

Making money online is not much different than making money off-line. People have been promoting other peoples' products in exchange for a commission for many years.

This has made many people very wealthy and it was once known as being a "middle man" and it is still known as being an "affiliate."

That is what this method is based on - affiliate marketing.

However, this method involves bypassing the step of creating a website and revolves around targeting "impulse buyers" and sending people directly to an offer that you are promoting as an affiliate, instead of sending them to a website, "squeeze page" or "landing page" first.

The process of "sending people to your offer" is known as generating "traffic" to a website, affiliate link, blog, article, etc.

Just in case you don't know the basics of affiliate marketing online, read the next few pages carefully.

If you are already familiar with affiliate marketing and Clickbank.com, etc. then you can jump down to the section titled **“THE METHOD”** below.

Either way, the method revealed in this ebook WORKS and you'll still make money if you put in the effort and correct action.

Enjoy and use it!

To Your Success,

Ewen Chia

## A. What Is Affiliate Marketing?

Just in case you don't know what affiliate marketing is, it is when you promote someone else's product online and earn a commission for every sale that results from you referring the customer to the website.

There are very accurate and complex tracking systems in place that track your clicks, visits, purchases, etc. in real time so that you can see how many people went to the site and how many people actually bought something... And of course, how much money you have earned in commissions!

Basically, once you decide to promote a specific product as an affiliate -- let's say an ebook on weight loss -- you would be provided with a custom "affiliate link" that you would send your web traffic to.

Once they click on your affiliate link, they will be taken to the same sales page for the product as if they were to go to the product's main website themselves (not through your affiliate link) only your affiliate link will have a special code in it that tracks your visitors, referrals and sales.

It is much easier than it sounds, trust me. It is so simple and FREE to sign up as an affiliate to Clickbank.com, CJ.com, Linkshare.com, PayDotCom.com and most affiliate networks. You can even be an affiliate for Amazon.com and eBay.com!

Contrary to what you might think, you don't have to get "accepted" to Clickbank or most of the above mentioned networks and they don't have to contact you out of the blue only if you have a bazillion dollar website like most people think...

You can sign up instantly without having to be approved and you can start promoting products and earning money within minutes!

However, I recommend Clickbank and PayDotCom because most products offer an astonishing **50%-75% commissions**.

That means if you promote a **\$47 ebook, you make \$35.25 commission** for every sale you refer! If you just made **ONE SALE A**

**DAY...** You would earn **\$1,092.75 a month**. Not bad, eh?

With this method, it should not be hard to make one sale a day, especially over time, as you build your business bigger and bigger... eventually into an empire if you so desire!

## **B. What Are CPA Offers?**

CPA offers are "Cost-Per-Action" marketing offers that are very similar to affiliate marketing. However, you do NOT have to make any sales and no one has to buy anything!

For example, let's say you are promoting a CPA offer in the "Auto Loan" niche, which is a great niche by the way (hint-hint)! You send people who are interested in getting a "Fast Auto Loan" to your affiliate link, and when they fill out a form to get an auto quote...

You make **\$10 or more** even if they NEVER get the loan.

There are many more niche markets such as the FREE iPod niche. There are CPA offers that will pay you \$1-\$3 for someone simply entering their email address in order to get a free ipod.

That is why they call it "Cost-Per-Action" because the visitor only has to perform a small action in order for you to make money...They don't have to buy anything, ever.

As you can see, there is incredible potential to make an unlimited amount of money by promoting CPA offers.

However, if you are a complete newbie, you will need to start with basic affiliate marketing before CPA networks will accept you.

There are plenty of resources out there that teach you how to easily get approved by CPA networks, but that is not what this ebook is about.



## THE SETUP:

This method is not anything revolutionary or groundbreaking, but it WORKS and that's what counts, right?

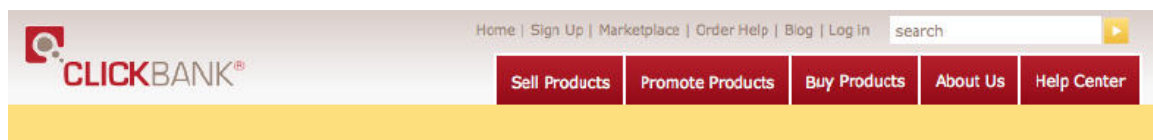
### WHAT YOU WILL NEED:

1. A domain name (You can get a .INFO for just .89 cents at GoDaddy.com!)
2. The Ability To Write Simple, 250 Word Articles
  - OR- A Little Extra Money To Outsource Article Writing
  - OR- To Buy PLR Articles
3. Account with EzineArticles.com (FREE) to submit your articles to.
4. Account with GoArticles.com (FREE) (OPTIONAL) to submit articles to.
5. An account with an affiliate network. I recommend Clickbank.com.

That's it! Now lets see what you've to do...

## CLICKBANK.COM SETUP:

When you go to Clickbank.com, you will see in the upper right hand side, a small link that says "Sign Up."



Once you go through the FREE and easy sign up process, you will have a username and password to log-in to your account.

## Log In

When you log in you agree to the terms stated in the [ClickBank Client Contract](#).

**Nickname (Username):\***

**Password:\***

[Forgot your password?](#)

Log In

Reset

\* Required

Log in!



Once you log in, click on the link in the upper right hand side that says, "Marketplace." You will then see a list of categories.

## Marketplace

Choose from thousands of great products to promote

Find Products:

### Categories

- ▶ Arts & Entertainment
- ▶ Betting
- ▶ Business / Investing
- ▶ Computers / Internet
- ▶ Cooking, Food & Wine
- ▶ E-business & E-marketing
- ▶ Employment & Jobs
- ▶ Fiction
- ▶ Games
- ▶ Green Products
- ▶ Health & Fitness
- ▶ Higher Education
- ▶ Home & Garden

### How to Find Products to Promote

1. Browse Categories on the left.
2. Use the Find Products box above to search by keyword.

To view the vendor's Pitch Page, click the listing title. **Stats** show you how much you can earn for referred sales. Click **Promote** to create a **HopLink** and start referring sales!

To learn more about how the Marketplace works [click here](#).



### New to Affiliate Marketing?

The ClickBank **Help Center** will help you to get started.

- Not sure what an affiliate is or does? Learn the **basics of being a ClickBank affiliate**.
- Follow the easy steps in **this guide** to get started promoting ClickBank



In the below picture, I have selected the "Employment & Jobs" Category, which is a HOT niche market to promote.

**As you can see... 2 out of the 3 products in the screenshot below offer a 75% commission, which is HUGE.**

**Categories**

- ▶ Arts & Entertainment
- ▶ Betting
- ▶ Business / Investing
- ▶ Computers / Internet
- ▶ Cooking, Food & Wine
- ▶ E-business & E-marketing
- ▼ **Employment & Jobs**
- Cover Letter & Resume Guides
- General
- Job Listings
- Job Search Guides
- Job Skills / Training
- ▶ Fiction
- ▶ Games
- ▶ Green Products

**Results** [Marketplace Help](#)

Displaying results 1-10 out of 233 (pg. 1 of 24)

## Employment & Jobs

**Narrow Results by:** Product Type | Language | Billing Type

**Sort results by:** Popularity  Low to High  High to Low

**Legit Online Jobs.** Commission **75%**  
The No. 1 Work At Home Site For 4 Years! 24/7 Live Support For Visitors. Dozens Of Bonuses. Paying Up To \$47 Per Sale!  
[Promote](#)  
[Vendor Spotlight](#)

**Stats:** \$/sale: \$35.54 | Future \$: - | Total \$/sale: \$35.54 | %/sale: 75.0% | %/refd: 75.0% | Grav: 103.76 | Cat: Employment & Jobs : General

**Amazing Cover Letters.** Commission **50%**  
Amazing Cover Letter Creator! Get Paid Half Selling The Highest Converting Career Product Online!  
[Promote](#)  
[Vendor Spotlight](#)

**Stats:** \$/sale: \$17.99 | Future \$: - | Total \$/sale: \$17.99 | %/sale: 50.0% | %/refd: 74.0% | Grav: 55.71 | Cat: Employment & Jobs : Cover Letter & Resume Guides

Once you choose a product to promote...Click the green "PROMOTE" button as seen above and you'll be taken to a pop-up window as seen below:

**Affiliate Program: Promote Products for 'LEGITONL'** Close

English ⌵

You can earn 75% for each paying customer you refer to this product. For details please enter your account nickname and tracking ID (if you have one):

Account Nickname:

Tracking ID (Optional):

No account nickname? Click [HERE](#) to sign up first. It's free!

Type in your NICKNAME, which will be the same as your USERNAME and ignore the tracking ID. Then you will be given your affiliate link. You can see what that will look like in the picture below:

**Affiliate Program: HopLink for 'LEGITONL'** Close

English ⌵

ClickBank pays you 75% when you sell LEGITONL's product. To refer a customer send them to this domain name:

Copy the following HopLink HTML code and add it to your web page:

**WARNING:** Due to the possibility of transcription errors, we recommend copying the HopLink from this page instead of typing it manually. To copy the HopLink, click on the text of the HopLink and either right click and select copy or hit Ctrl-C.

This HopLink has been encrypted by HopLink Shield. It represents an encrypted version of the traditional HopLink format of `http://affiliate.vendor.hop.clickbank.net`.

The link in BLACK is the same as the link in BLUE, but the link in blue is the HTML code for someone to see your affiliate link as "CLICK HERE."

This is useful if you post your affiliate link on a website, but we won't need it for this method described in this report.

**NOTE:** You will need the BLACK link, which will be your affiliate link for the product you chose to promote. These are mostly

ebooks which are digital books that people purchase, and then download instantly on their computers and read them from their PC, laptop, iPod, iPad, Nook, Kindle or by printing it out.

**Information products are HOT on the internet, since most people who surf the net are information junkies!**

## **GODADDY SETUP:**

You will sign up for a FREE GoDaddy.com account which is where you will buy your domain name ([www.YourDomainName.com](http://www.YourDomainName.com)).

They are one of the best domain registrars in my opinion. 24/7 customer support, you can call them at 3:00 in the morning and talk about your sites.

They are friendly, professional and awesome. They also sell about 600,000 domain names a day last I heard!

You can get a .COM name for just \$10.87 (for one year) or if you use the coupon code: **oyh7** - you can get it for just \$7.69. **OR**, you can get a **.INFO** domain name which is still a Top-Level-Domain name... For just .89 cents which is super cheap and easy to find one that's not taken... Whereas most .COM names are already owned.

This would look like "**www.YourDomainName.info**"

You will want to get a domain name that is related to your niche. If you are going to promote products in the "make money online" niche, you might want to get a domain name such as:  
[www.MakeMoneyOnline.info](http://www.MakeMoneyOnline.info).

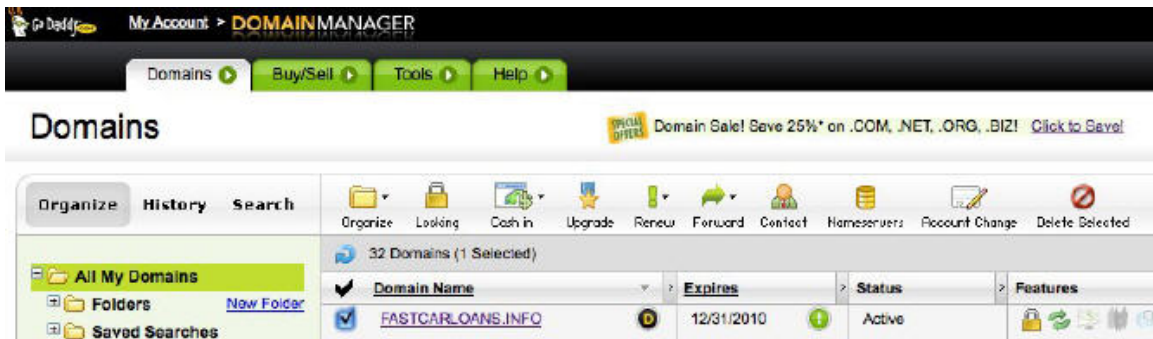
Of course, that one will be taken, but you get the idea. You can also use hyphens/dashes, for example: "[www.Your-Domain-Name.info](http://www.Your-Domain-Name.info)" if the one you want is taken... try it with hyphens/dashes.

Try to keep it generic, so that if you change the product, you can still use the same domain name. As long as it's in the same niche & category of course.

Once you sign up for a free GoDaddy.com account and you log-in and purchase your domain name, you will need to forward the domain name to your AFFILIATE LINK.

You can do this by logging in and going to "MY DOMAINS" or "MANAGE MY DOMAINS".

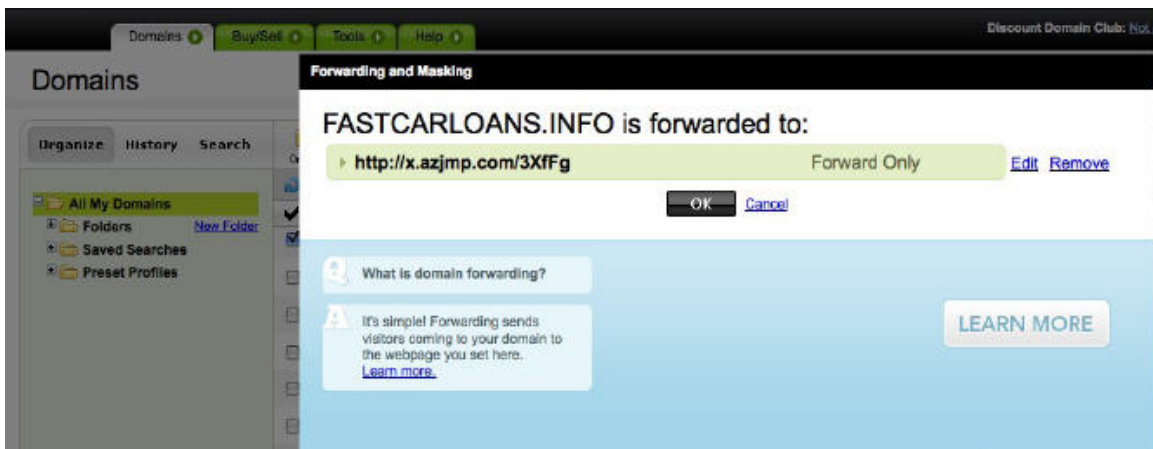
Once you are in the manage my domains section, you will click the checkbox next to your domain name as seen below:



Then, you will click the green arrow that says "Forward" just under it. This is located above the Expiration Date of the domain name as seen above.

Click "Forward" and then in the drop down that pops up, click "Forward Domain."

Then you will be taken to this screen seen below:



As you can see, I already have my domain name forwarded to an "Auto Loan" CPA affiliate link (the above domain name is not live and just an EXAMPLE).

You would then need to copy and paste your affiliate link from the Clickbank window (shown above in the Clickbank Setup section of this report) into the text box seen above, click "OK" and THAT'S IT!

You are done with your domain name set up. Now, if someone goes to "YourDomainName.info" they will be AUTOMATICALLY REDIRECTED TO YOUR AFFILIATE LINK, WITHOUT EVEN THEM KNOWING.

Now off to EzineArticles.com!

## **EZINEARTICLES.COM SETUP**

If you are going to outsource your articles, you won't necessarily need an account with EzineArticles.com, but it's always good to have an account with them.

It is also FREE to sign up to this article directory, so thus far you have only invested **.89 cents** in your domain name. Unless you got a **.com** for \$7.69.

Your goal will be to submit at least one article per week to EzineArticles.com, but the more you submit, the more money you will make. Your articles will have to be spelled correctly and you must also use decent grammar in order for your articles to be approved.

There is a spell checker within EzineArticles submit page as well as pop-ups that come up to tell you if something is wrong with your article.

Your articles should be no more than 250 or so words and cannot be any less than 250 words in order to be approved.

Trust me, it does not take long to write 250 words. So far, you have already read **1,694 words** of this ebook!

You should write generic articles in your category/niche that give away valuable information such as tips and advice.

For example, if you are in the weight loss niche, you can write an article titled “**5 Tips To Lose Weight In 2010**” and then give 5 general tips about losing weight (exercise more, drink water, less carbs, less bread, less sugar, etc, etc.) and at the END of the article...

You will have a compelling “resource box” that tempts your reader to click on the link to your website.

The “resource box” is the only place you are allowed to mention your website, as well as have any self-serving links, such as the link to your website.

So after you give the 5 tips, your resource box could look like this:

“If you want to lose weight fast, visit  
**<http://www.YourDomainName.info>**”

When they click on the link to your website, they get redirected/forwarded directly to your affiliate link, which takes them to the sales page of the product you are promoting.

If they purchase... You make your commission, instantly!

**IMPORTANT NOTE:** You are NOT allowed to post your direct affiliate link... This is why you have to purchase a domain name and have it forwarded to your affiliate link. You can also set up a website on your domain name and post several different affiliate links on your site... But that takes setting up a website. This method does not require a website!

Clickbank.com sends out a check once every two weeks and they have NEVER been late on a payment since they started in the 1990's. You can also eventually have them deposit your commission checks directly into your bank account.



You will also need to KEYWORD OPTIMIZE your article, which means making sure that you include the “keyword phrase” that you want to show up for (when people search the internet) within the article.

For example, if you are promoting a “make money online” ebook, you will want the phrase “make money online” to be in the TITLE of your article, as well as 1%-2% throughout your article.

You cannot use the keyword more than 1%-2% of the time or they will reject your article. For example, 1% means for every 100 words, you can only use the keyword phrase [ in this case “make money online”] ONCE. So...

In a 250 word article, you should only have the keyword phrase show up two to three times. Keep it under 2%. You CAN use more than one keyword phrase in your article, to optimize it to the max.

In order to do simple, effective keyword research, go to:  
<https://adwords.google.com/select/KeywordToolExternal>

And type in a keyword related to your niche, then type in the Captcha letters that you see in the text box below it (so they know you're human), and then click “Get Keyword Ideas.”

This will actually bring you to a page where you can see a lot of keyword phrases related to your niche, and you can actually see HOW MANY TIMES people search for each keyword each month...

And it's 100% FREE!

See below for keywords related to “make money online”:

Keywords	Advertiser Competition	Local Search Volume: December	Global Monthly Search Volume	Match Type: Broad
<b>Keywords related to term(s) entered - sorted by relevance</b>				
make money online fast		33,100	33,100	<a href="#">Add</a>
make money online free		60,500	60,500	<a href="#">Add</a>
how to make money online		90,500	90,500	<a href="#">Add</a>
make money online		873,000	823,000	<a href="#">Add</a>
make money at home online		14,800	18,100	<a href="#">Add</a>
make easy money online		33,100	33,100	<a href="#">Add</a>
make real money online		9,900	9,900	<a href="#">Add</a>
making money online		135,000	135,000	<a href="#">Add</a>
make money online easy		33,100	33,100	<a href="#">Add</a>
make extra money online		9,900	9,900	<a href="#">Add</a>
make fast money online		33,100	33,100	<a href="#">Add</a>

Once you arm yourself with some excellent keywords, you will then be able to write your articles based around the different keyword phrases and start really seeing results!

## THE METHOD:

Again, what makes this method different from the typical methods, is that you are sending people directly to your affiliate link – while not breaking any rules.

Normally, you are not allowed to post your affiliate link to an article, forum, etc. but when you redirect your own domain name to your affiliate link, it is allowed and a lot of people don't take advantage of this.

People often send their readers to a landing page or squeeze page that either captures their personal info or attempts to get them to click on an affiliate link. Why not send them right to the sales page?

Of course there is ALSO value in building a list and having a squeeze page, etc. but that is not necessarily a method that will bring you sales as quickly as this one. And it is also a different business model.

## A Philosophy To Think About...

When you build a list, the people that sign up to your list are most likely on other peoples' lists too, right? So many of them get emails from marketers that are promoting the same products to them as affiliates! Instead of competing with big name marketers who have huge lists already... you can go for the “impulsive buyers” who

purchase after reading your article and being sent to the sales page.

If you want to build a list, then I suggest you see [Optin Profits](#) which will show you the secrets to building a huge list for yourself fast.

You will be submitting articles to EzineArticles.com that are related to the product you are selling (in any category or niche).

The trick is to give away tips and advice and general information in your articles and then at the end of the article, in the resource box... You will entice the reader to click on the link to go to your website, which will redirect them INSTANTLY to your affiliate link.

Each article should get about 150 or more views (IF DONE CORRECTLY). And if you get a 30 to 35% click through rate, you would get about 50 visitors to your affiliate link.

If your product converts at 2-3% – you would get about a sale or two for each article you submit. Now...

**The articles stay published forever, so they will bring in trickles of traffic and sales over time. Forever!**

If you submit an article a day, you will be in very good shape. If your goal is to make \$1,000 a month, you would only need to make ONE sale a day, if you are promoting a product that nets you at least a \$33 commission.

For this method to work, you need to promote products that are \$47 or higher and offer a 75% commission OR any product that gives you a commission of no less than \$20.

When you start working for \$2 and \$5 commissions, it takes a LONG time and A LOT of traffic to make any serious money.

Most ebooks are \$47 or higher and people are more than willing to pay for them. Most of them on Clickbank offer a 75% commission as I said already.

**Once you have an arsenal of articles out there bringing you trickles of traffic, you will be making sales everyday, on complete autopilot!**

**NOTE:** This is OBVIOUSLY *not* an OVERNIGHT method. However, you can start making money and commissions right away.

I call it “Spikes & Trickle” because when your article first gets approved and published (which usually takes 48 hours) you get an initial surge or “spike” of traffic to your article.

And then it dies down and turns into smaller “trickle” of traffic from there on out (for each individual article).

### **AFTER YOUR ARTICLE IS LIVE...**

You don't want to rely on traffic that comes from EzineArticles.com alone, so you will want your article to rank in Google for search terms related to your niche and product.

When you have an article that is positioned on Google (and other search engines) you will be getting traffic from all over the world, from people that are searching Google and other search engines such as Yahoo, MSN, Bing, etc. as well as people who visit EzineArticles.com AND those who receive emails from EzineArticles (people who signed up to receive articles in a certain category).

### **HOW TO DO THIS - OPTIMIZE YOUR ARTICLE EASILY**

If you didn't read the “EZINEARTICLES.COM SETUP” section above, I suggest you read the part about keyword phrases and keyword research, because that would be the first step to this process.

Once your article gets approved and officially goes “live” you will then need to “view” your article (inside the authors area of EzineArticles.com right when you log in you will have the option to view, edit or delete your articles.)

Then, go to the top of your web browser where the web address of your article is located.

It will be a long URL that looks like:

<http://www.ezinearticles.com/Your-Article-Title-Here-And-Even-More-Stuff>.

Copy and Paste this URL and then go to [www.SubmitExpress.com](http://www.SubmitExpress.com) and they will submit your article URL to over 40+ different search engines and directories, for FREE, including Google, and OVER 35 different Meta Search Engines!

The fun is not over yet - head over to [www.Pingomatic.com](http://www.Pingomatic.com) and ping your article.

Type in the title of your article where it says "Blog title" and then the URL and send those PINGS.

Don't worry about the technical mumbo-jumbo involved in what it actually does. Just know that you will get more article views because of it and it is 100% safe, ethical and legal!

If you don't like the idea of sending people directly to the sales offer, you can consider the method below, which is slightly different but almost the same as this one.

## **The Alternative Method**

Many internet marketers also do the above method with a twist. They will put up a blog (FREE with Blogger.com) and write a review (or outsource the review) for the product they are promoting. Then they add their affiliate link at the end of the review.

You can do the same thing, easily. Blogs are FREE and super easy to create. Just go to Blogger.com and sign up. Creating a blog is so simple, my grandma can do it!

You just need an account with Google (Gmail) which is also free at [www.Gmail.com](http://www.Gmail.com) and once you have a gmail account (email address) you can log in to [www.Blogger.com](http://www.Blogger.com) with the same username and password and create your blog super easily.

No knowledge of web design or HTML is needed!

You'll want to make your blog URL related to your niche. So again if you're promoting a weight loss product, you want to have something like LoseWeightFast.blogspot.com or as close as you can get.

The blog domain name is FREE, only it will have .blogspot.com at the end of it, instead of just .com.

This way, when you write your articles you can link to the review blog in the resource box. The reader will then go to your blog, read the review and be somewhat "pre-sold" on the product.

Then, if all goes as planned, they click on your affiliate link and then purchase the product!

## **THERE ARE MORE WAYS TO MAKE MONEY OTHER THAN ARTICLES!**

You can also promote your domain name OFFLINE, with business cards, fliers, bulletin boards at grocery stores, emailing your friends & family, etc.

You can also take advantage of blogging, social media (Facebook, Twitter, Myspace, Etc), FREE online classified sites and pay per click advertising to get your website link out there.

## **Earn QUICK, EASY CASH From Your "Sphere Of Influence"**

This is really just basic business 101, but sometimes with all of the other fascinating things going on around us, we forget about the most basic fundamentals of things.

Your "sphere of influence" is a term I like to use to describe people that you know and that you're connected to on a personal level.

For example: The people in your contact list on your mobile phone, your immediate family, your entire family, your friends and their families, your co-workers, their friends and families, etc.

If you offer services or are promoting products -- these are the people that you should be in contact with first.

Especially if you promote products in popular niches. Most likely, someone in your 'sphere of influence' will be in need one of these products or services. However do NOT spam anyone!

**Remember, you can always outsource if you don't have any of the above skills. There are freelance sites such as Elance.com and FreelanceWriters.com that have people who will pump out articles for you for very cheap rates.**

**If you are promoting a product(s) as an affiliate... Most likely someone in your 'sphere of influence' will be interested in one of the products you are offering (or you can find one).**

**I have landed some of my biggest deals from people within my sphere of influence -- from huge offline SEO jobs, to small \$500 websites to even smaller affiliate sales of ebooks and software.**

## **NICHES**

You should only promote products in popular niches, or niches where there is a high demand and/or has a desperate crowd.

People who just broke up with their girlfriend or boyfriend are desperate to get back together with their ex, and they are ready to take out their credit card and pay for information that will help solve their problem.

There are plenty of ebooks out there that teach people how to get back together with their ex and many of them have GREAT information in them.

You can feel good about promoting products from Clickbank, because if the customer is not satisfied, they get a 100% no questions asked refund.

Yes, the refunds will come out of your future commissions, but there

are usually 1% or less of refunds, so there's not much to worry about...

## **FOCUS ON THE 99% OF SALES AND THE BIG PICTURE!**

Here are some niches that I recommend promoting, because they are HOT and because they convert very well:

- Make Money Online**
- Weight Loss**
- Health/Fitness**
- Get Back With Ex**
- Auto Loans**
- Government Auctions (Cars, Homes)**
- Business To Business**
- Weddings**
- Best Man Speeches**
- Eulogy Speeches**
- Apple iPods & iPADS**
- Video Gaming**
- World Of Warcraft (Game)**
- Golf**
- Travel**
- Environment/Climate**

There are many more, and it only takes common sense to figure out what is popular and or has an audience who is ready to buy.

## **\$100+ A Day?**

Yes. Remember, you only need to make one or a few sales a day to hit the target.

With most information products (ebooks) out there netting you \$20 - \$40 per sale, you would only need to make one sale a day to come very close to THOUSANDS per month or even more!

Search the Clickbank marketplace and you will find many products that pay you at least a 50% commission.



**We are going to focus on making just ONE sale a day, and then you can scale it up from there as much as you like.**

Between the article marketing method I taught you (by redirecting a domain to your affiliate link) and other marketing methods such as:

**Posting ads on FREE online classified sites**

**Forum marketing**

**Social network marketing (Facebook, Myspace, Twitter, Etc)**

**Business Cards**

**Fliers**

**Posters**

**Bulletin Boards**

**Email Marketing**

**Your 'Sphere of Influence'**

**YouTube & Video Marketing**

**PPC (Pay-Per-Click) Advertising**

**And More...**

Between all of these methods... you should be able to make ONE SALE a day.

However, you don't need to do all of the above. You ONLY need the article marketing method in the beginning, as you can make \$1,000 per month or more from this alone (even if you don't hit \$100 per day)

Submitting either an article a day (for excellent results) or even just one or a few per week.

And again, once you have many articles out there, your income will grow and grow from there.

I know someone who has over 800 articles on EzineArticles.com and he earns over \$10,000 a month on autopilot from the trickles of sales that his articles bring in. Just 10 sales a day (of a product that earns you \$33) is \$333/day which is over \$120,000 a year!

He also uses a method that is almost identical to the one I just taught you. As you can see, this is not a "get rich quick" or overnight scheme.

However, you can set up all these accounts in under 2 hours and start making money with articles, etc. within just a few days.

Even if it takes you a few weeks to get set up... can you really complain about having a profitable business for barely any startup costs set up in under a week??

I don't think so. Most businesses take about a year to get off the ground and many of them don't succeed and the owner loses money.

## **CONCLUSION**

**What it comes down to is one thing... TAKING ACTION.**

If you don't buy a lottery ticket, can you ever win the lottery? No. So if you don't take action with what I've shared with you, you will not ever make any money online with this method.

Take a deep breath... don't fear success and just GO FOR IT.

**You are in control of your destiny and you can do things you never thought possible if you put your mind to it and TAKE ACTION.**

Think “outside the box” and try to be as creative as you can when trying to get your website out there to people who are in NEED of what you are offering.

***That is the name of the game. Finding an audience/market that needs something... and simply give it to them!***

Be diligent and you will succeed.

**I wish you the best of success!**

Ewen Chia